



DESCRIPTION

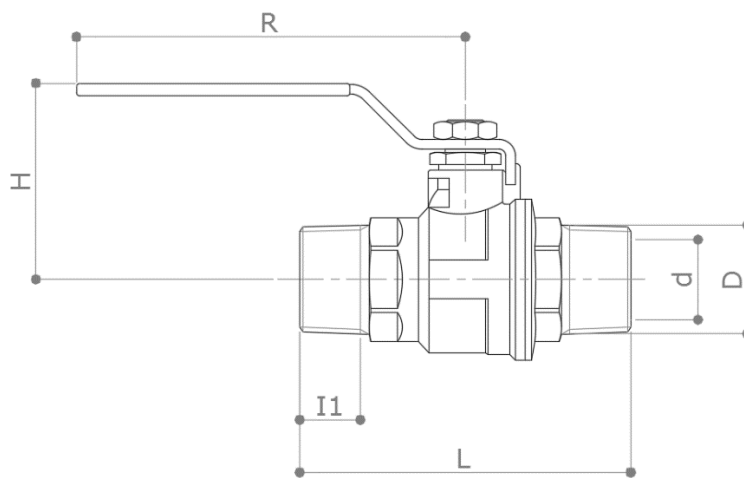
51EU/2

M x M heavy duty full-flow ball valve, low lead and nickel emission.
Reversible green steel handle.

Anti-legionella ball with additional bore on the bottom to avoid water stagnation in the space between the ball and the body.

Conform to **EN 13828**

DIMENSIONS



D	¼"	3/8"	½"	¾"	1"	1 ¼"	1 ½"	2"
d	10	10	15	20	25	32	40	50
H	36	36	39	49	61	66	82	89
I1	11.5	12	17	18	21.5	23.5	23.5	28
L	68	62	77.5	89	103	116	141	167
R	75	75	75	95	120	120	150	150
Weight [g]	160	140	225	380	640	950	1495	2440

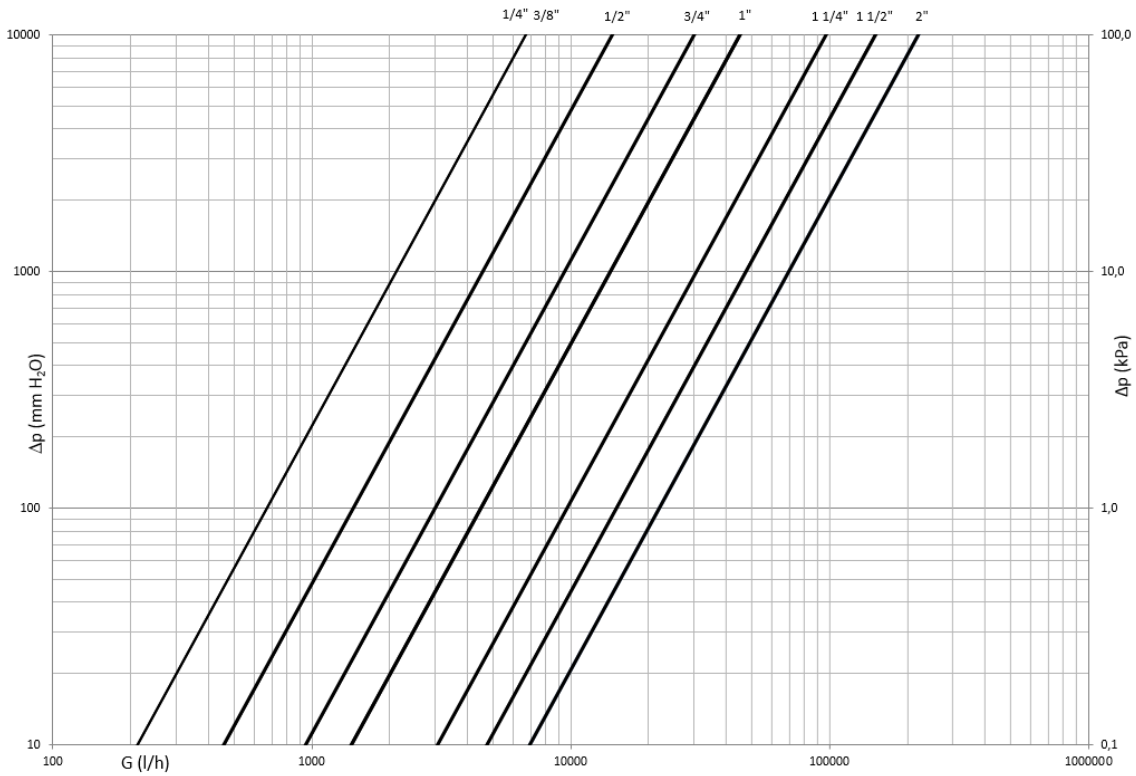
Dimensions in **mm**

All threads are conform to ISO 7 or ISO 228 standards

MATERIALS

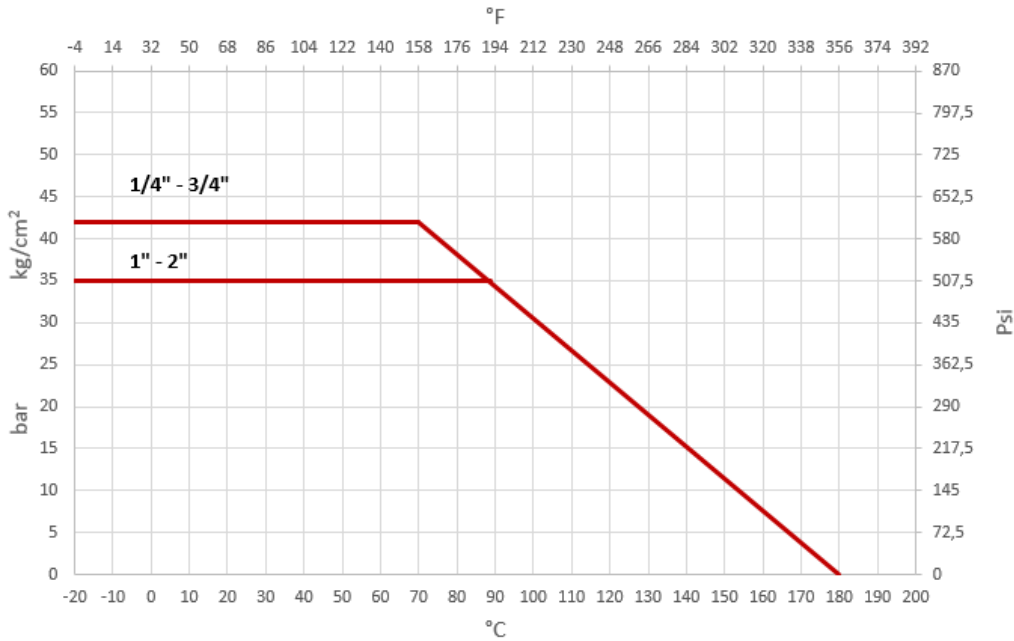
- Body** CW617N (EN 12165) CuZn40Pb2 T.E.A. plated
- Ball** CW617N (EN 12165) CuZn40Pb2 T.E.A. plated
- Stem** CW614N (EN 12164) CuZn39Pb3
- Stuffing box** CW614N (EN 12164) CuZn39Pb3 Adjustable
- Seat** 2 x PTFE + 1 x PTFE seal on the stem
- O-Rings** 2 x FKM
- Handle** Delta Protect coated steel. PVC grip with "Pad printing"

PRESSURE DROP DIAGRAM



Dim.	1/4"	3/8"	1/2"	3/4"	1"	1 1/4"	1 1/2"	2"
Kv	6.6	6.7	14.5	30	45	97	150	220
PN	42	42	42	42	35	35	35	35

TEMPERATURE / PRESSURE DIAGRAM



RECOMMENDED WORKING TEMPERATURE/PRESSURE LIMITS

- 30 bar – 100°C – non shock
- 10 bar – 150°C – non shock
- 20°C: lower temperature limit with 50% glycol. No frost.