## BESKRIVELSE

# *244SC*

Kuglehane med slangeforskruning og slutmuffe.
Basis 1/2”M x 3/4”M
Forskruning 14.5 mm – 16.2 mm
Muffe 3/4” F

EN 13828

## DIMENSIONER

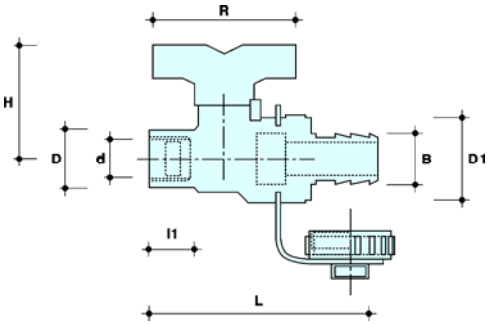


| D"x B | 1/2"x14.5 | 1/2"x16.2 |
|---|---|---|
| **d** | 10 | 10 |
| **H** | 43 | 43 |
| **l1** | 13 | 13 |
| **L** | 82 | 82 |
| **R** | 58 | 58 |
| **Acc.** | 1 | 1 |
| **g** | 213 | 200 |

Alle gevind er i overensstemmelse med ISO 7/1 eller ISO 228

## MATERIALER

| | |
|---|---|
| *Ventil* | CuZn40Pb2 Cw617N (DIN 50930 del.6) |
| *Kugle* | CuZn40Pb2 Cw617N (DIN 50930 del.6)<br>Diamantslebet og hårdforkromet |
| *Spindel* | CuZn39Pb3 Cw614N (DIN 50930 del.6) |
| *Pakdåse* | CuZn39Pb3 Cw614N (DIN 50930 del.6)<br>Justerbar |
| *Pakninger* | PTFE |
| *O-ringe* | 2 x Viton®, NBR |
| *Greb* | Aluminium T-greb |
| *Muffe* | CuZn40Pb2 Cw617N (DIN 50930 del.6) |
| *Slange forskruning* | CuZn39Pb3 Cw614N (DIN 50930 del.6) |

## VARIANTER

| | |
|---|---|
| 244SC | N X slangeforskruning, Rødt T-greb |
| 245SC | M X slangeforskruning, Rødt T-greb |

## GREBSVARIANTER

| | |
|---|---|
| 144SC | N X slangeforskruning, top. |
| 145SC | M X slangeforskruning, top. |
| 146SC | N X slangeforskruning, top. |

PETTINAROLI

## TRYKTABSDIAGRAM

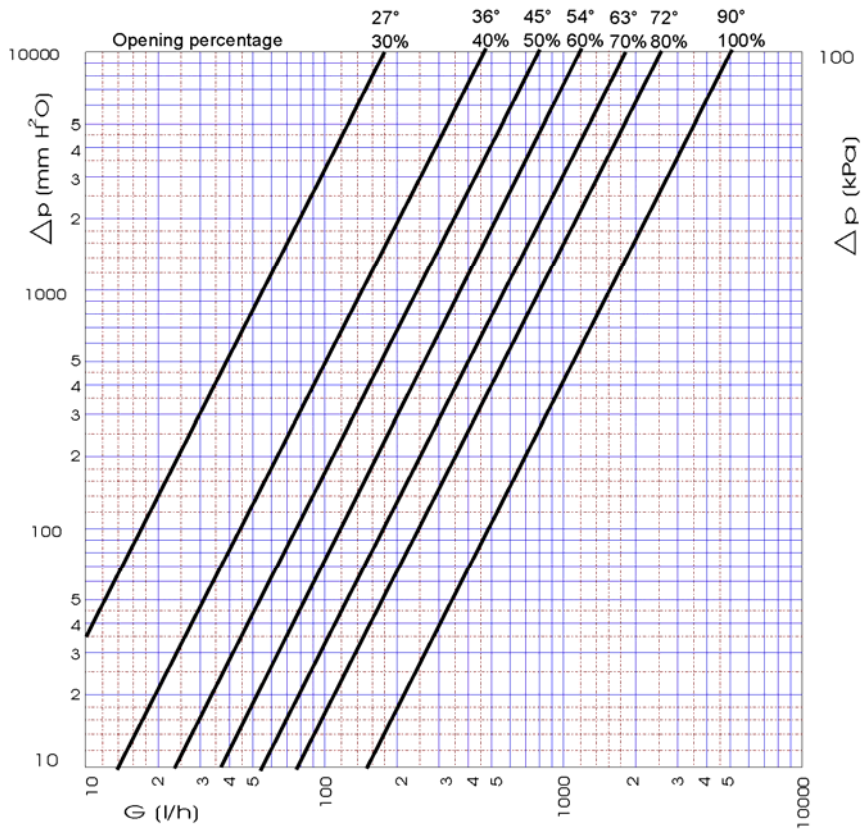


| Dim. | 30% | 40% | 50% | 60% | 70% | 80% | 100% |
|---|---|---|---|---|---|---|---|
| Kv | 0.18 | 0.46 | 0.8 | 1.2 | 1.9 | 2.6 | 5 |

## TEMPERATUR / TRYKDIAGRAM

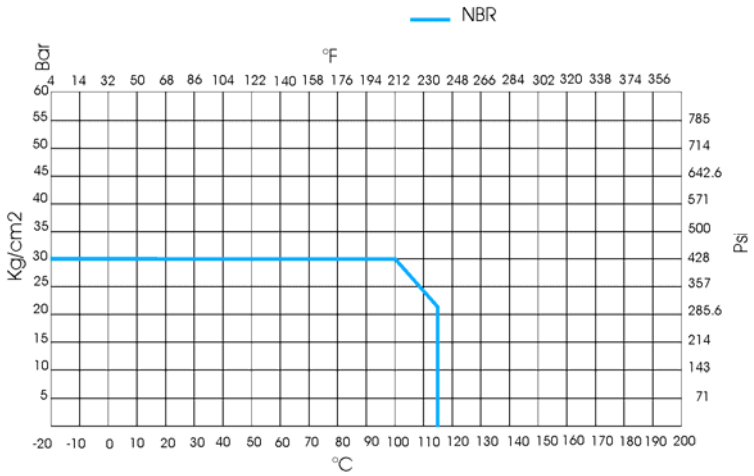


## ANBEFALET DRIFTSTEMPERATUR / MAKSIMALTRYK

10 bar - 115°C - non shock