



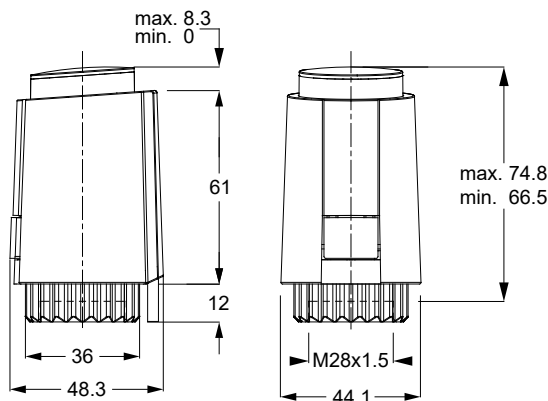
DESCRIPTION

A56202

Thermo electrical actuator 230V ON/OFF-PWM N.C. (Normally Closed) complete of adaptor VA64 to be installed only on

- Pressure independent control valve 93 / 92 (1")

DIMENSIONS



Dimensions on mm

TECHNICAL DATA/ FEATURES

Type	ON/OFF-PWM - N.C.	Storage temperature	-25° / + 60 °C
Operating voltage	230Vac ± 10% - 50/60 Hz	Ambient temperature	0° / + 60 °C
Max. Inrush current	<550 mA – 100 ms max	Type of protection	IP54 / II
Stroke (actuator level)	6,5 mm	Weight	110 g
Operating Power	1,2 W	Colour	grey RAL7035
Opening/Closing time	~4,5 min.	Connecting cable type	H03VV - 2 x 0.75 mm ²
Actuating force	125 N ± 5 %	Connecting cable length	1 m
Fluid temperature	0 / + 100°C	Surge protection	2.5kV (EN 60730-1)
		Adaptor included	VA64

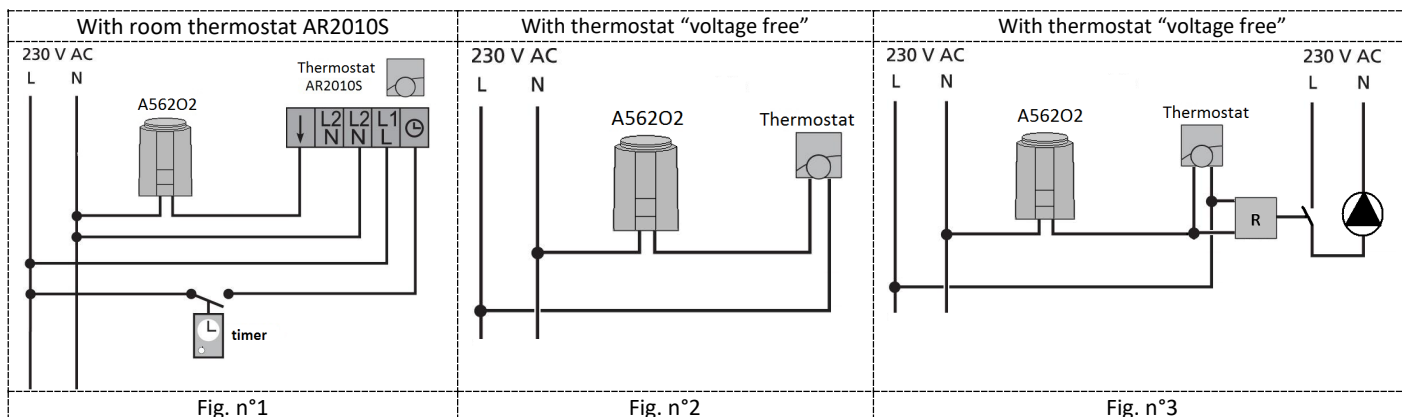
The actuators A56202 are a 230V thermoelectric valve drive suitable to control the flow on the heating and/or cooling installation in function of the room temperature value. If the installer need a supplementary control (i.e. pump control) in function of the actuator state (Open/close) is recommended to adopt relay (look the specify paragraph dedicated to the wiring diagrams – Figure n°3).

The actuators A56202 are N.C. so, if is on the de-energized state, will be close from the hydraulically point of view; the actuators A56202 could be connected to “voltage free” room thermostat. To have more details regarding the wiring connection look the specific paragraph.

APPROVALS



WIRING DIAGRAMS



LEGENDA

N = neutral
 F = Line
 R = Relay

INSTALLATION NOTES

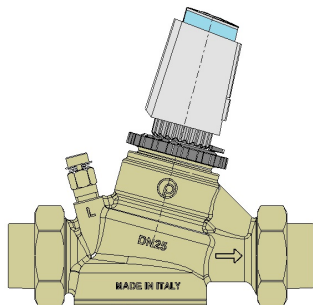


Fig.4

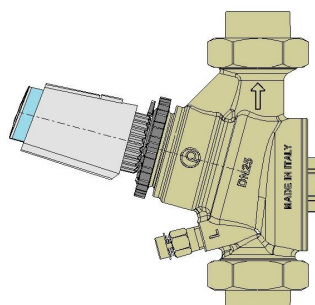


Fig.5

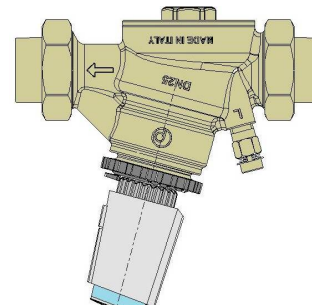


Fig.6

Vertical (Fig.4) or Horizontal (Fig.5) installation are recommended. An upside down (Fig.6) installation may reduce product life through special circumstances (i.e. contaminated water).

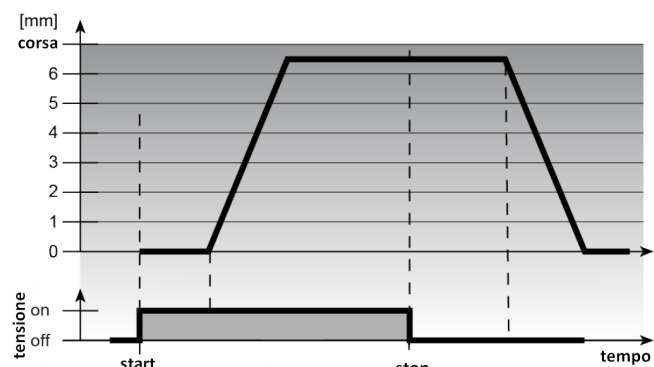
FIRST OPEN FUNCTION

The actuators A56202 are Normally Close (N.C.), so on the de-energized state, they will be close from the hydraulically point of view. Nevertheless the installation onto the "valve" is simple thanks to the "First Open Function": the actuator is delivered partially open.

Applying the operating voltage for more than 6 minutes the "First-Open function" will be unlocked.

It's recommended to apply the actuator only after that all the hydraulically installation phase are really completed

CHARACTERISTIC CURVE



On this diagram is represented the characteristic line for the actuators A56202 230V ON/OFF-PWM N.C. (Normally Close).

NOTE

The actuators series A56202 replace the previous series A20625