



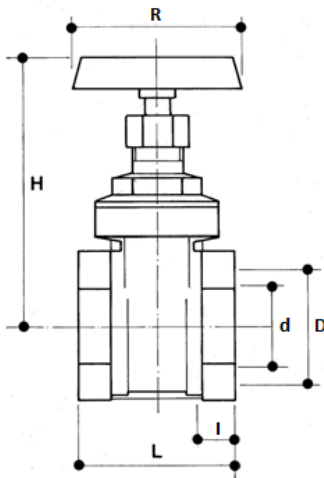
DESCRIPTION

175GLO

Brass gate valve F x F export type.

Not recommended for outdoor showers.

DIMENSIONS



D	1/2"	3/4"	1"	1 1/4"	1 1/2"	2"	2 1/2"	3"	4"
d	15	19	24	32	37	47	60	72	93
H	68	78	91	108	125	143	175	200	235
I	9	10	11	12	13	13	13	14	16
L	38	44	48	57	58	63	64	74	84
R	45	50	55	60	70	80	100	100	120
Gr.	175	250	370	540	680	1125	1670	2280	4135

Dimensions in mm

All threads are conform to ISO 228 standard

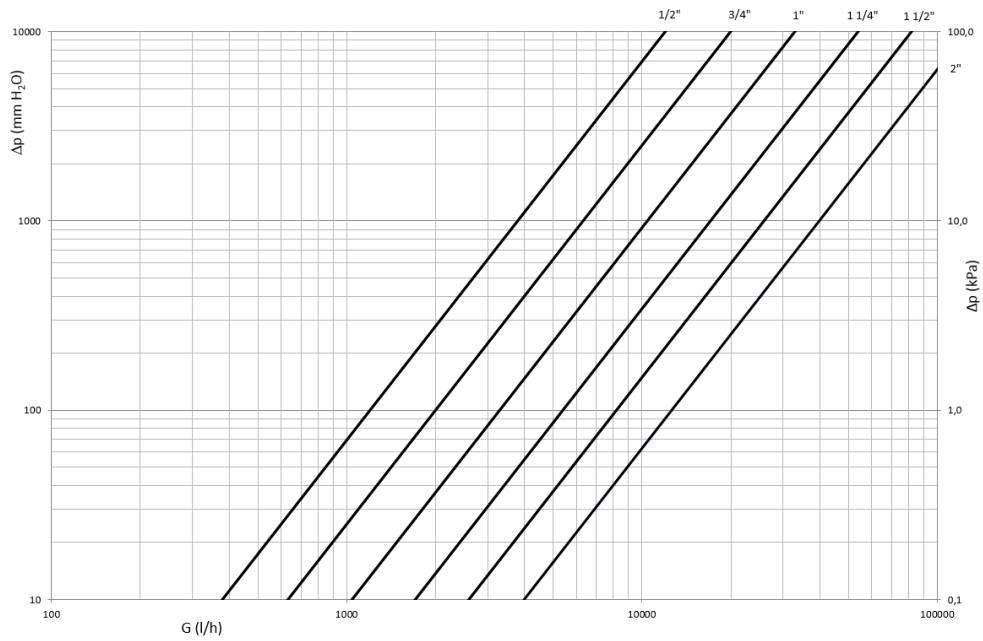
MATERIALS

- Body** CW617N (EN 12165) CuZn40Pb2
- Disc** DELTA C (EN 1982 CB 754S)
- Stem** CW614N (EN 12164) CuZn39Pb3
- Stuffing box** CW614N (EN 12164) CuZn39Pb3
- Stop-ring** CW614N (EN 12164) CuZn39Pb3
- Bonnet** CW617N (EN 12165) CuZn40Pb2
- Body seal** Fiber
- O-Rings** EPDM
- Handwheel** Steel with red epoxy resin coating

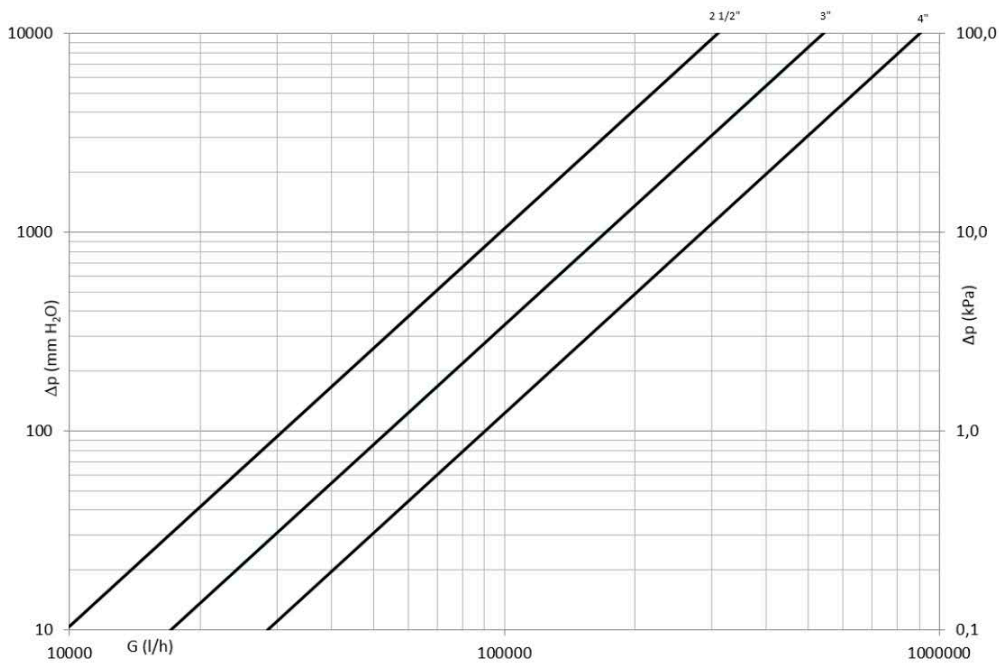
RECOMMENDED WORKING PRESSURE / TEMPERATURE LIMITS

16 bar – 80°C – non shock

PRESSURE DROP DIAGRAM



Dim.	1/2"	3/4"	1"	1 1/4"	1 1/2"	2"
Kv	14.5	30	45	97	150	220
PN	16	16	16	16	16	16



Dim.	2 1/2"	3"	4"
Kv	310	540	900
PN	16	16	16